Blank 5v5 playbook & wristband template

4 printable pages (Letter): 100% calibration check, three 100 × 70 mm blank wristband inserts (two open fields + one with starter positions), a 12-row blank coach call sheet, and a 4-play hand-sketch sheet. Free to print; no account needed. Need custom wristband dimensions or digital drawings? Build a matching pack in FlagSlate.

Print at **100% / Actual size**. Turn off Fit to page. Measure both lines with a ruler: each must be **50 mm**.

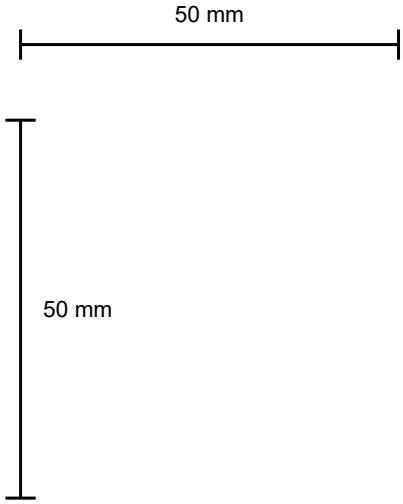

Demo cut-out size: 100 × 70 mm (3.94 × 2.76 in). Measure the outside edges and check your own wristband window.

100 × 70 mm
Demo size; no brand fit assumed.

Blank wristband inserts (100 × 70 mm)

Cut along the solid outer border. Write matching call numbers in each box and on the call sheet.

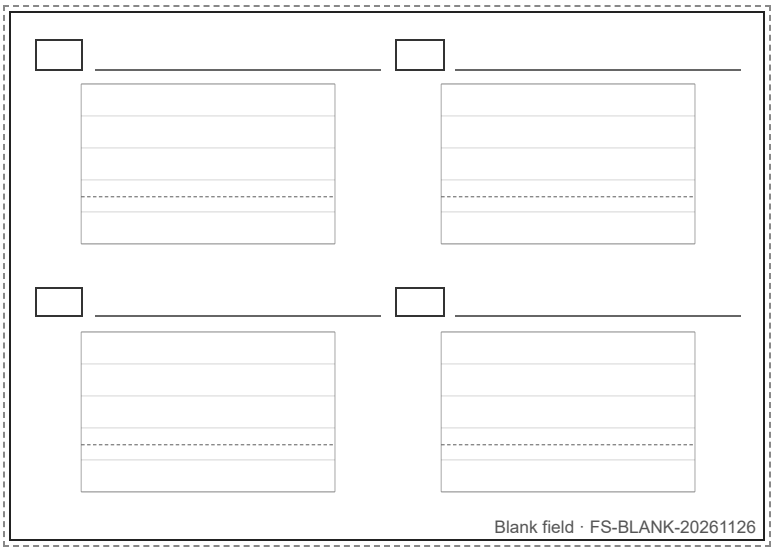

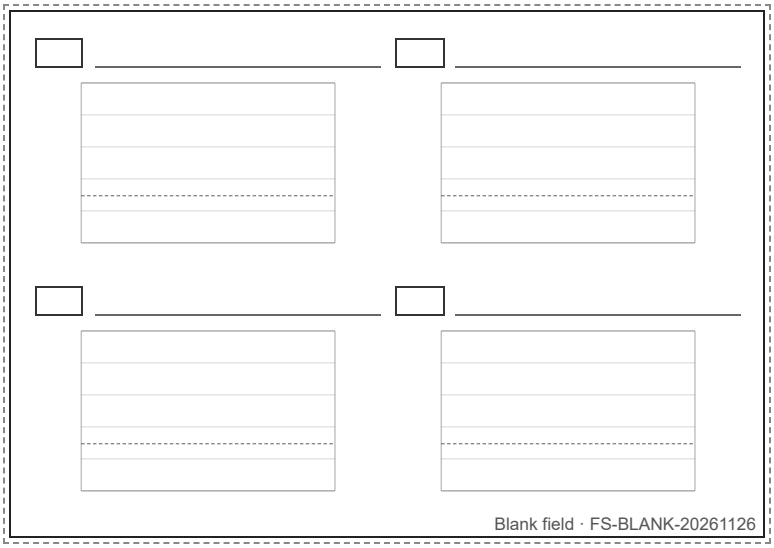

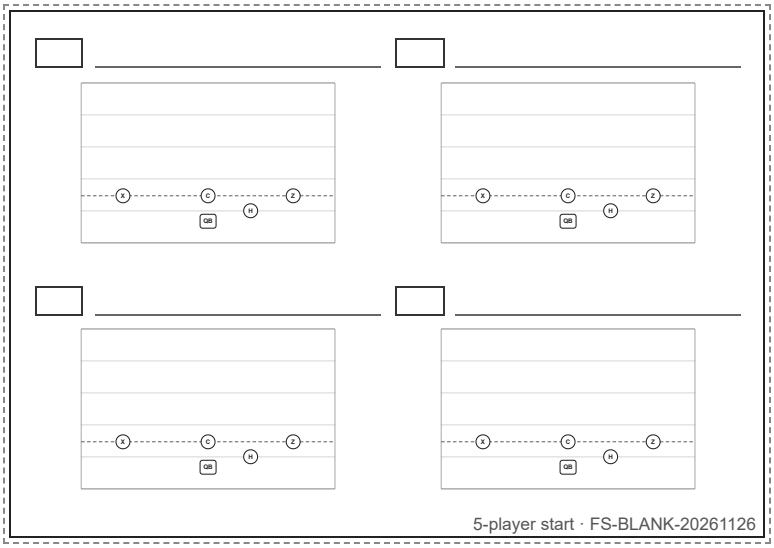

Blank coach call sheet

Letter · FS-BLANK-20261126 · Match these numbers to your wristband inserts

Call	Play name	Group	Quick note
01			
02			
03			
04			
05			
06			
07			
08			
09			
10			
11			
12			

Write short, distinct play names so they stay readable on the sideline.

Blank 5v5 play sheet

Offense moves upfield ↑ · Dashed line = schematic starting line (not to scale)

